Hands-on and Engaging! | Activates Problem Solving | Perfect for Math Centers | Non-Routine and Challenging

Time to Tile!

Mystery Angles: Triangles

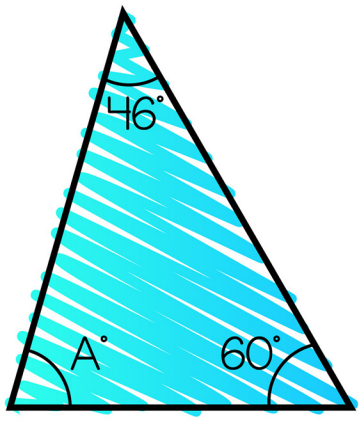





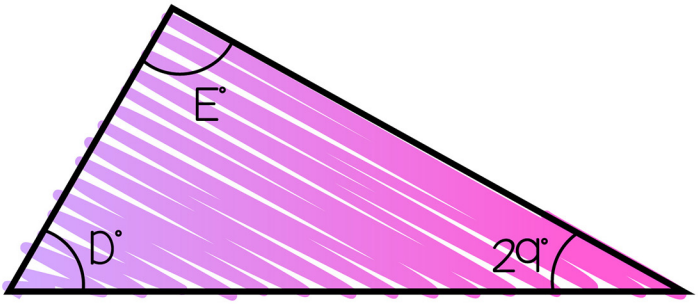

∠A = ☐☐ °

∠B = ☐☐ °

∠C = ☐☐ °

∠D = ☐☐ °

∠E = ☐☐ °

© Got to Teach LLC 2016 • www.GotToTeach.com

Helping teachers thrive in the classroom

Teacher THRIVE

Thank you for downloading this resource! There is nothing more rewarding to me than creating resources that make teachers' jobs easier.

Also, thank you for all that you do with our most precious resource—children! Your job is far from easy, so anything I can do to help you brings me great joy. Please feel free to email me anytime with questions, feedback, or comments.

Melissa Tallman
info@teacherthrive.com

CONNECT WITH **TEACHER THRIVE** ONLINE!

SHARING IS CARING

Want to share my resources with your colleagues? Additional licenses are available at a discounted rate! Simply go to "My Purchases" and find the resource you would like to share. Then, click on the "BUY ADDITIONAL LICENSES" button.

TERMS OF USE

© Copyright 2019 M. Tallman. All rights reserved. Permission is granted to copy pages specifically designed for student or teacher use by the original purchaser or licensee. **This is intended to be used by one teacher unless additional licenses have been purchased**. The reproduction of any part of this product is strictly prohibited. Copying any part of this product and placing it on the Internet in any form (even a personal/classroom website) is strictly forbidden. Doing so makes it possible for an Internet search to make the document available on the Internet, free of charge, and is a violation of the Digital Millennium Copyright Act (DMCA).

Time to Tile: Tips for Implementation

Time to Tile: Mystery Angles (Triangles) is a hands-on activity that takes students' thinking beyond procedures and rote memorization. This engaging resource activates critical thinking and problem solving skills, all while developing algebraic thinking. Students must place 10 number tiles (0-9) on the Time to Tile cards in order to correctly determine the missing angle measurements in 4 triangles.

This resource includes:

- 30 different Time to Tile cards
- An "Answer Recording Sheet," where students can record their answers so they can be corrected later. This allows the resource to be used as a perfect independent or center activity.
- Answer keys
- Management and organization tips for successfully implementing Time to Tile in your classroom.

Where can I get number tiles?

You can also purchase these number tiles. You can get 150 of these tiles, which will make 15 student sets, for about $12 on Amazon. They are made by Eureka. The set also comes with operation signs (+, -, ×, ÷, =), which are nice to have on hand, though you won't use them for the Time to Tile activities. Click on the image to the right for the link.

You can also make your own number tiles for very little money. Using these sheets of craft foam, cut 1 inch x 1 inch squares and then write the digits on them with the a permanent marker. The foam tiles are nice because you can use a variety of colors. However, don't plan on them lasting for more than one school year. They can start to degrade pretty quickly, and some students might start picking at them.



© Got to Teach LLC 2015 • www.GotToTeach.com

Time to Tile: Tips for Implementation

How should I organize and manage the materials for optimal classroom use?

In my class, each student has a set of number tiles in their desks so they are ready to go at a moment's notice. I made sure to label each set of number tiles with student identification numbers (1-36) so that if a missing tile is found, we know who to return it to. I have the students store their number tiles in the smallest reusable food containers that I could find. I also wrote student identification numbers of these.

The Time to Tile cards can be printed on cardstock and laminated. I suggest making multiple sets to make it easy for your students to access them. I actually made a set for each table group and store the cards in a hanging file container at the front of each table. This way if we have an extra few minutes of class time, the students can quickly grab a card and get to work. Of course, if you only plan to use these cards as a center activity, then you could only make just one or two sets of cards.

The Student Answer Recording Sheets are double-sided; problems 1-15 are on one side and problems 16-30 are on the reverse side. Students keep these in a "Works-in-Progress" folder in their desks.

I place the Answer Keys in sheet protectors and store them in a binder. Twice a week I collect student answer sheets to correct. The answer sheets do not have to be complete to be corrected. If a student gets a card correct, I star it. If one is incorrect, I simply write a small dot near it. The student then knows that he/she needs to revisit that one. He/she can then resubmit the answer sheet and if the proper corrections have been made, I simply draw a star right over the dot.

© Got to Teach LLC 2015 • www.GotToTeach.com

Mystery Angles: Triangles

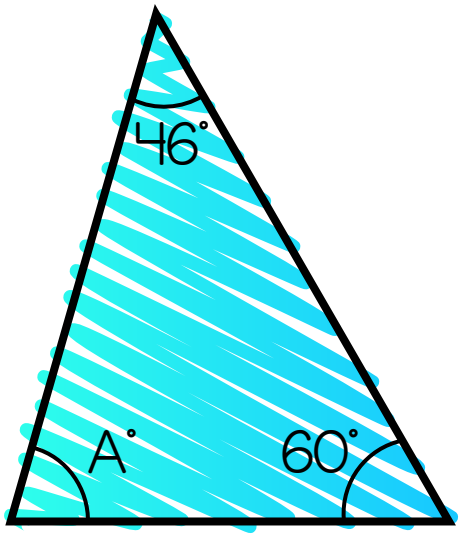





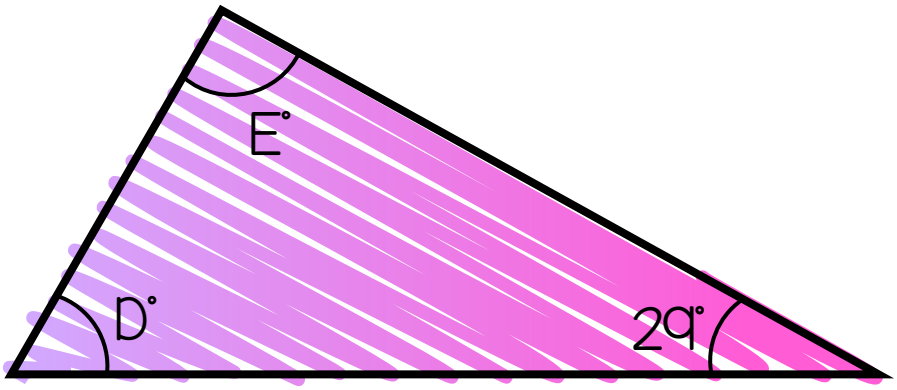

∠A = °

∠B = °

∠C = °

∠D = °

∠E = °

© Got to Teach LLC 2016 • www.GotToTeach.com

Mystery Angles: Triangles

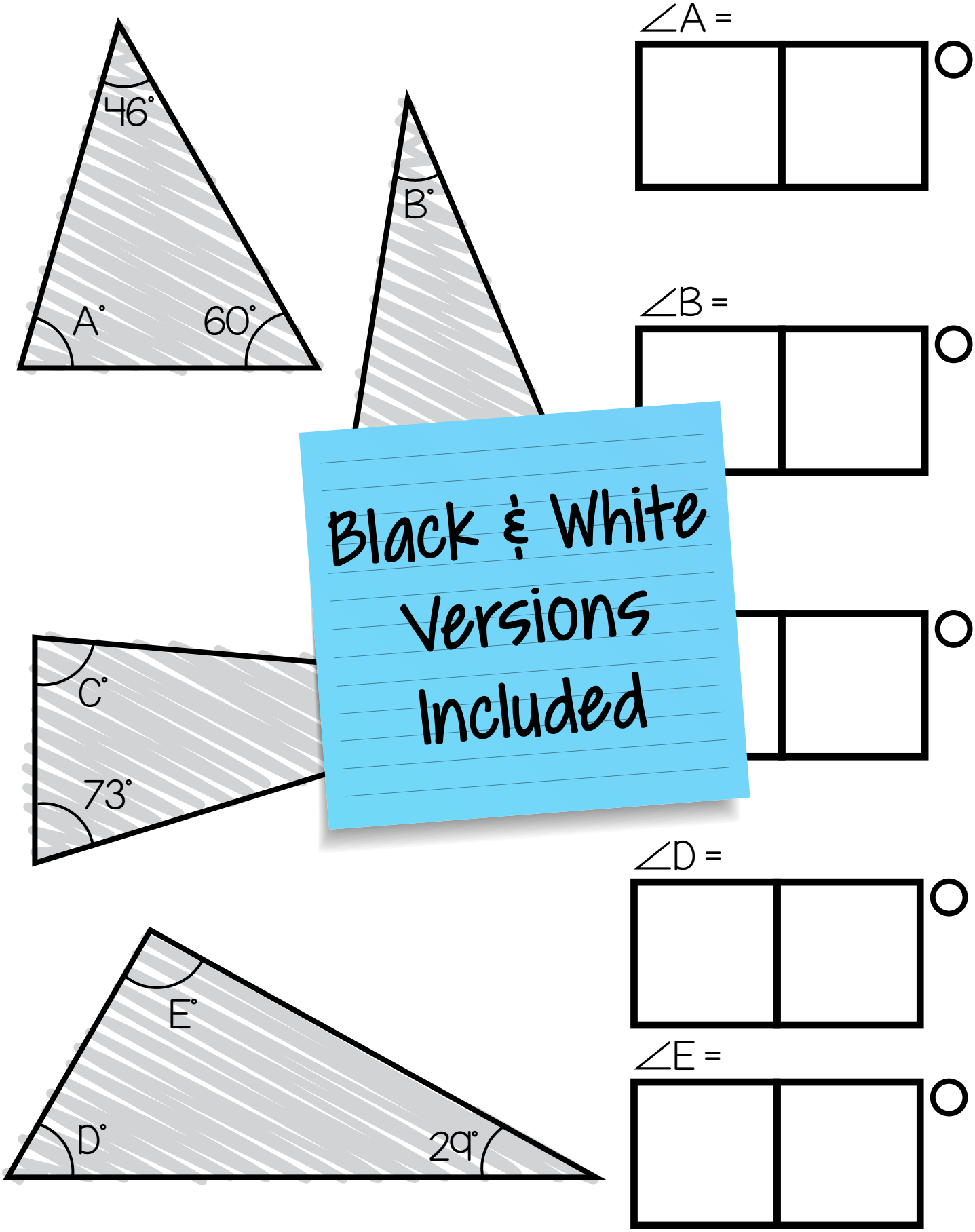

Black & White Versions Included

© Got to Teach LLC 2016 • www.GotToTeach.com

Name:_____ Date:_____

Mystery Angles: Triangles Answer Recording Sheet

Student Answer Recording Sheet

1 ∠A = ☐☐° ∠B = ☐☐° ∠C = ☐☐° ∠D = ☐☐° ∠E = ☐☐°	2 ∠A = ☐☐☐° ∠B = ☐☐° ∠C = ☐5° ∠D = ☐☐° ∠E = ☐☐°	3 ∠A = ☐☐° ∠B = ☐☐° ∠C = ☐☐° ∠D = ☐☐° ∠E = ☐☐°	4 ∠A = ☐☐☐° ∠B = ☐☐° ∠C = ☐☐° ∠D = 3☐° ∠E = ☐☐°	5 ∠A = ☐☐° ∠B = ☐☐° ∠C = ☐☐° ∠D = ☐☐° ∠E = ☐☐°
6 ∠A = ☐☐° ∠B = ☐☐° ∠C = ☐☐° ∠D = ☐☐° ∠E = 1☐☐°	7 ∠A = ☐☐° ∠B = ☐☐° ∠C = ☐☐☐° ∠D = 7☐° ∠E = ☐☐°	8 ∠A = ☐☐° ∠B = ☐☐° ∠C = 1☐☐° ∠D = ☐☐° ∠E = 0☐☐°	9 ∠A = ☐☐° ∠B = ☐☐° ∠C = ☐☐° ∠D = ☐☐° ∠E = ☐☐°	10 ∠A = ☐☐° ∠B = ☐☐° ∠C = ☐☐° ∠D = ☐☐° ∠E = ☐☐°
11 ∠A = ☐☐° ∠B = ☐☐° ∠C = ☐☐° ∠D = ☐☐° ∠E = ☐☐°	12 ∠A = ☐☐° ∠B = ☐☐° ∠C = 0☐☐° ∠D = ☐☐° ∠E = ☐☐°	13 ∠A = ☐☐° ∠B = ☐☐° ∠C = ☐☐° ∠D = ☐☐° ∠E = 0☐☐°	14 ∠A = ☐☐° ∠B = ☐☐° ∠C = ☐☐° ∠D = ☐☐° ∠E = ☐☐°	15 ∠A = ☐☐° ∠B = ☐☐° ∠C = ☐☐☐° ∠D = ☐5° ∠E = ☐☐°

© Got to Teach LLC 2016 • www.GotToTeach.com

DIGITAL Version

Hands-on and Engaging!

Activates Problem Solving

Perfect for Math Centers

Non-Routine and Challenging

Time to Tile!

0 1 2 3 4 5 6 7 8 9

Mystery Angles: Triangles

1

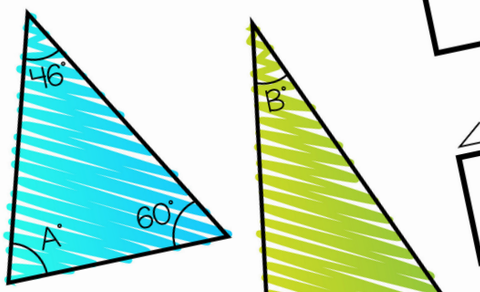



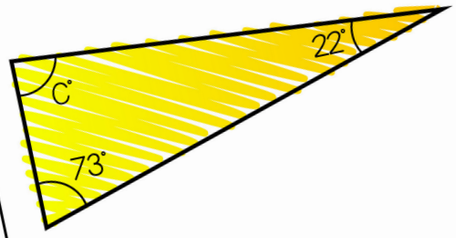

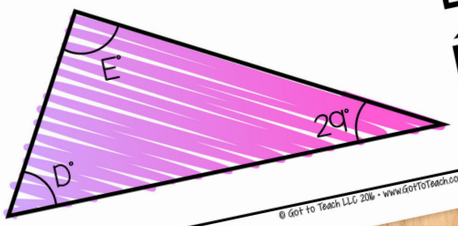

∠A = ___ ___ °

∠B = ___ ___ °

∠C = ___ ___ °

∠D = ___ ___ °

∠E = ___ ___ °

© Got to Teach LLC 2016 • www.GotToTeach.com

Paperless & No-Prep

Got to TEACH

iPad 10:25 AM 100%
Copy of STUDENT Mystery Angles of Tria...

Mystery Angles: Triangles

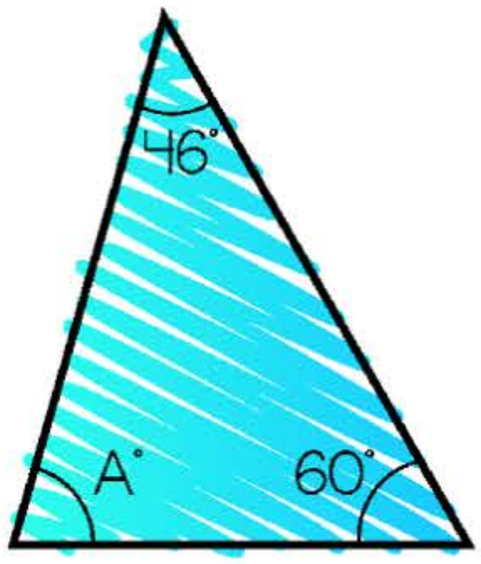

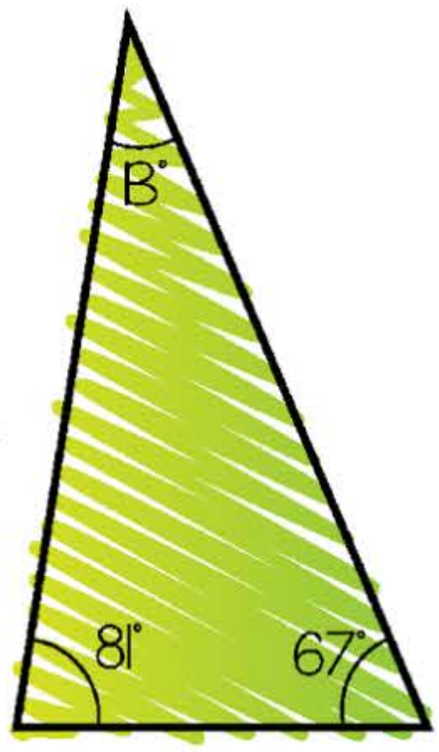



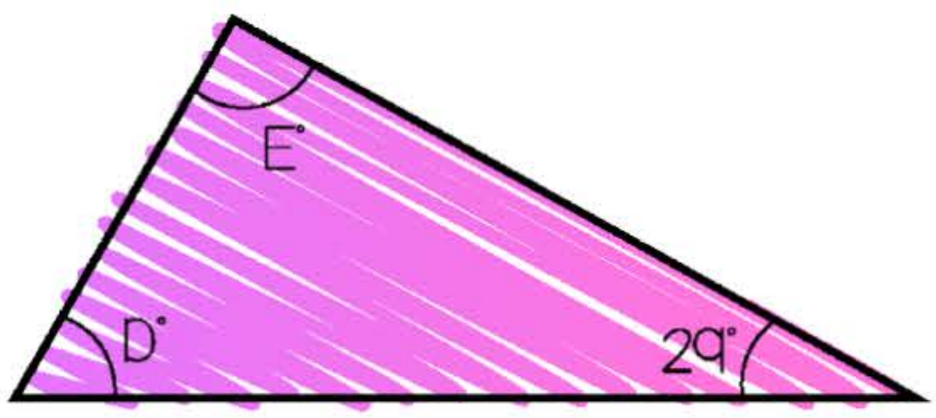

∠A = 7 4 °

∠B = ___ ___ °

∠C = ___ ___ °

∠D = ___ ___ °

∠E = ___ ___ °

© Got to Teach LLC 2016 • www.GotToTeach.com

0 1 2 3 5 6 8 9

Got to TEACH

1 2 3 4 5 6 7 8 9 10

iPad 10:26 AM 100%
Copy of STUDENT Mystery Angles of Tria...

Mystery Angles: Triangles

2

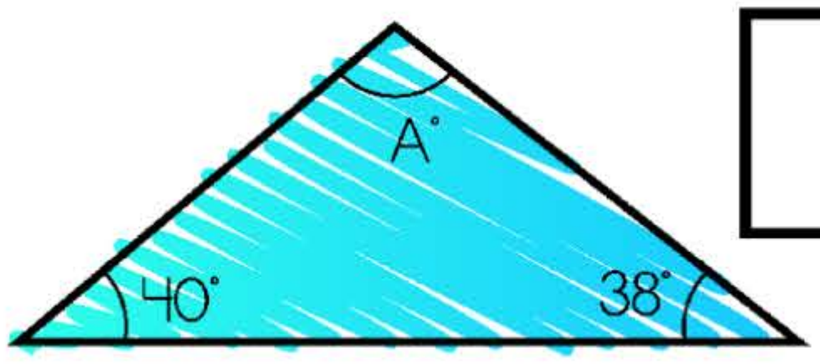

∠A = ___ °

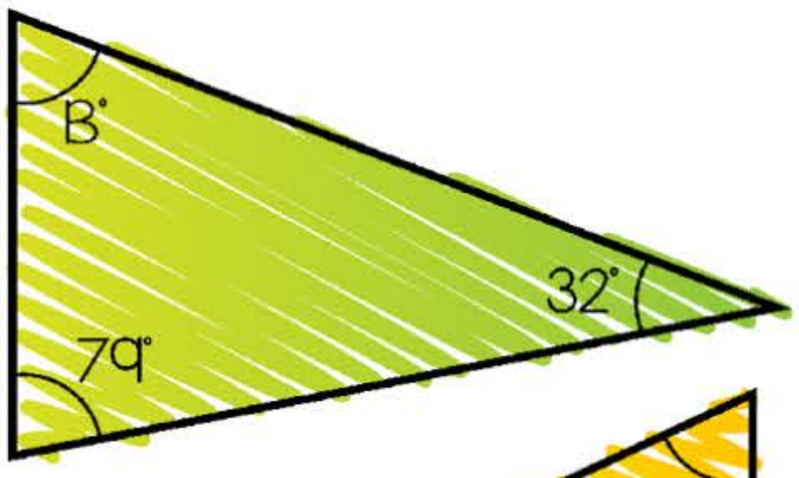

∠B = ___ °



∠C = 8 5 °

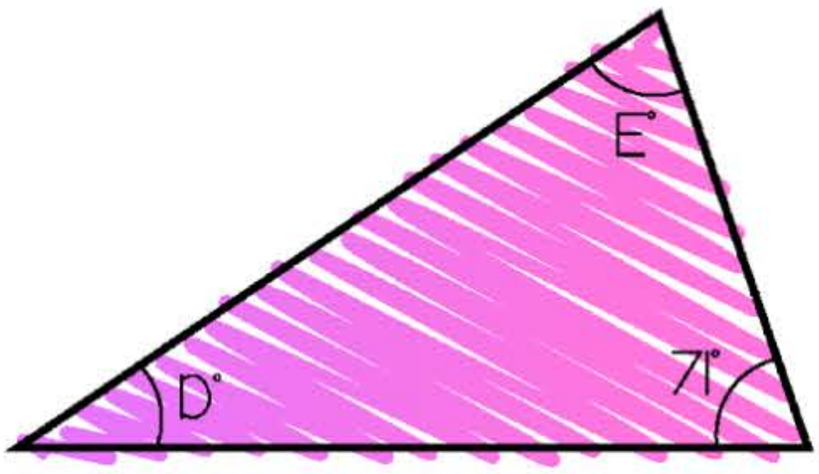

∠D = ___ °

∠E = ___ °

© Got to Teach LLC 2016 · www.GotToTeach.com

0 1 2 3 4 5 6 7 8 9

Got to TEACH

1 2 3 4 5 6 7 8 9 10

iPad 10:26 AM 100%
Copy of STUDENT Mystery Angles of Tria...

Mystery Angles: Triangles

3

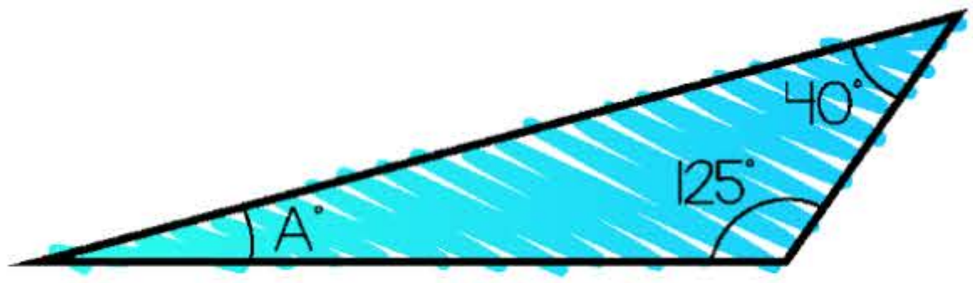

∠A = ___ °

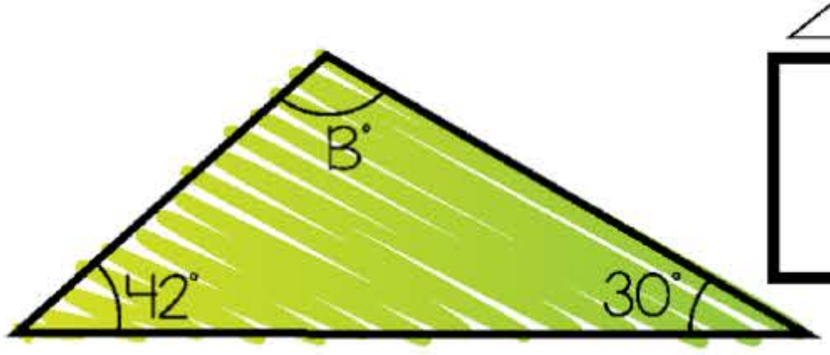

∠B = ___ °

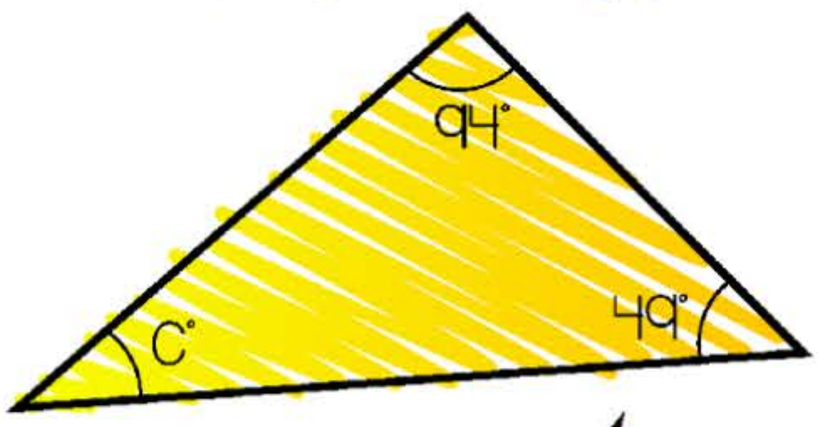

∠C = ___ °

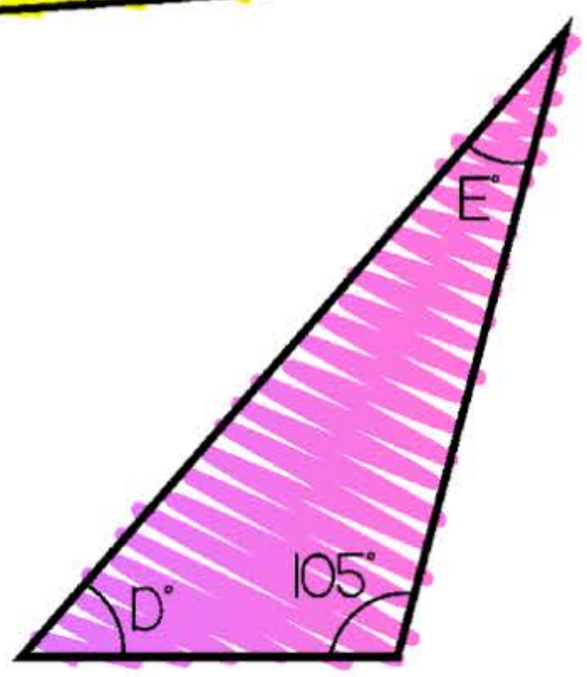

∠D = ___ °

∠E = ___ °

© Got to Teach LLC 2016 • www.GotToTeach.com

0 1 2 3 4 5 6 7 8 9

Got to TEACH

1 2 3 4 5 6 7 8 9 10

TEACHER thrive

Helping teachers thrive, not just survive, in education

www.TeacherThrive.com

VOCABULARY RESOURCES

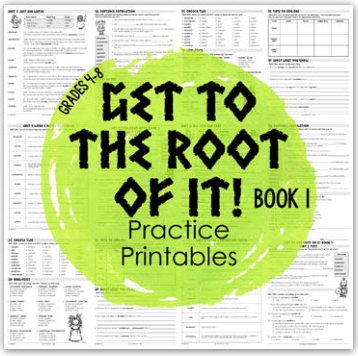





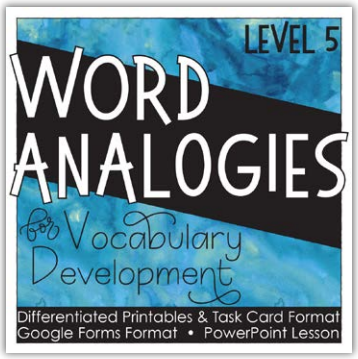

DAILY LANGUAGE REVIEWS (GRADES 3-8)









DAILY MATH REVIEWS (GRADES 3-6)








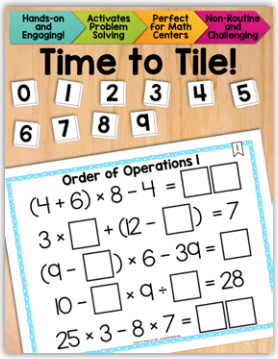
HANDS-ON MATH TILES